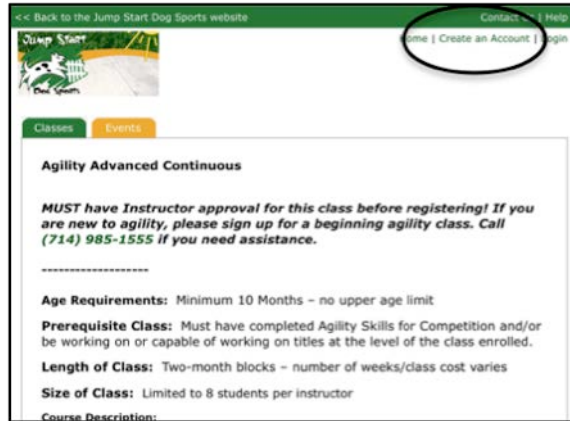


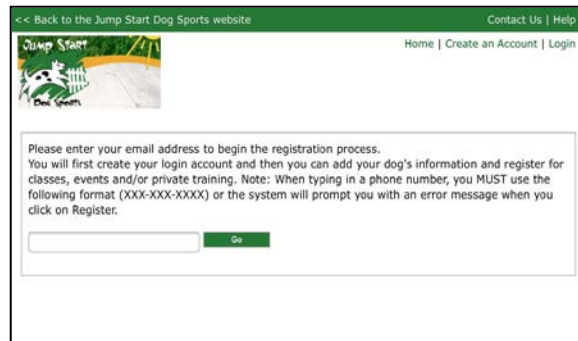
How to Create Your Online Account and Register for Classes at www.jumpstartdogsports.com

Creating your account:

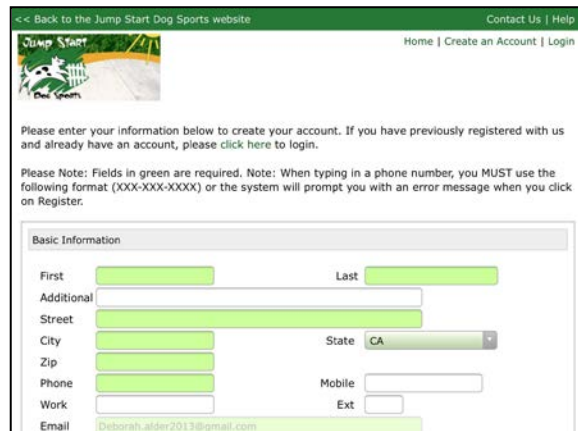
1. Go to www.jumpstartdogsports.com, and click on “Classes”.
2. Click on “Create an Account”.



3. The system will prompt you to enter your email address.



4. You will be prompted to enter your name, address, phone number (note: must be entered in the following format (XXX-XXX-XXXX), and emergency contact information.



- Next, the system will prompt you to enter your dog’s information, including shot records. Note: you will be able to update the shot records online going forward.

Name: Cute puppy Birth Date: 03/25/2010 (ex: 3/25/2010)
 Gender: Male Neutered Age/Year: 6
 Primary Breed: All American/Mixed Breed
 Secondary Breed: -
 Allergies:
 Vaccines:
 Vaccine: Bordatella Date Given: Expiration Date:
 DHPP:
 Parvo:
 Rabies: 03/25/2016 03/25/2019
 Dog Registration Form
 Dog's Vaccination Records Provided
 Rabies DHPP
 Parvo Bordatella
 Vet Info: Yasso

If you have multiple dogs you wish to enroll into classes, they need to be done one at a time. Once you complete the first dog’s information and click Save, you will have the opportunity to set up additional dogs in the system.

<< Back to the Jump Start Dog Sports website Contact Us | Help
 Home | My Account | View Cart | Logout
 Thank You! Your information was saved successfully
 Messages Classes Events Invoices Credits My Info Dogs Add a Dog

	Name	Breed	DOB
edit	Cute puppy	All American/Mixed Breed	3/25/2010

- Once you have completed registration for you and your dog(s), you are ready to sign up for a class. To do so, click on the “Classes” tab.

<< Back to the Jump Start Dog Sports website Contact Us | Help
 Home | My Account | View Cart | Logout
 Thank You! Your information was saved successfully
 Messages Classes Event Invoices Credits My Info Dogs Add a Dog

	Name	Breed	DOB
edit	Cute puppy	All American/Mixed Breed	3/25/2010

7. Click on the Class you are interested in and scroll down to the bottom of the page to view class times/days/instructors. Click on “View Details”.

Size of Class: Limited to 4 students per instructor

Course Description:

- The course consists of a set of classes offered in the standard two-month format. Classes start in odd numbered months (January, March, May, July, September, and November).
- Provides an introduction to agility equipment, obstacle focus, handler focus, basic handler moves, and dog-handler communication skills needed in the sport of dog agility, regardless of one's preferred venue.

Eligibility:

- Dogs need a reliable recall and be able to work in close proximity to other dogs.

Class Details:
Cost: \$184.00
Class Length: 8 - 1 hour sessions
Class Size: up to 4 dogs

Upcoming Sessions:
Tuesday 7/5/2016 @ 1:00 PM with Estelle Robinson at Front Yard
Map & Directions | **View Details**

Monday 7/11/2016 @ 6:00 PM with Kelly McMahon at Front Yard
Map & Directions | View Details

Select which dog you are registering for this class by clicking on the drop down box, then click on “Continue”.

<< Back to the Jump Start Dog Sports website Contact Us | Help

JUMP START Home | My Account | View Cart | Logout
Dog Sports

You are registering for **Agility Beginning Continuous - Tuesday - 7/5/2016 @ 1:00 PM**

Choose the dog you are registering: Cute puppy Cancel **Continue**

Verify the information on the screen for you and your dog is correct, then click on “Add to Cart”.

Client Registration Form

Please enter the additional details below about yourself. Please Note: Fields in green are required.

Emergency Contact ⓘ
Me

Emergency Contact Phone Number ⓘ
714-123-4567

Dog Registration Form

Please enter the additional details below about the dog you are registering.

Dog's Vaccination Records Provided ⓘ
 Rabies DHPP
 Parvo Bordatella

Vet Info ⓘ
Yasso

Add to Cart

8. You will be presented with several online payment options. Select the one you prefer and follow the instructions as indicated on the screen.
9. The next time you register for a class, all you need to do is from the HOME page:
 - a. Click on “Classes”
 - b. Select the class you are interested in
 - c. Click “Sign Up”
 - d. Enter your Email address and Password
 - e. Select the dog you wish to sign up
 - f. Verify your information is correct on the screen
 - g. “Click on Add to Cart”
 - h. Select your Payment Option
 - i. Follow the instructions on the screen

Thank you for choosing Jump Start Dog Sports!!

